

MINISTERIO DE HACIENDA Y CREDITO PUBLICO
Dirección General del Presupuesto General

INFORME MENSUAL DE EJECUCION DEL PRESUPUESTO DE INGRESOS DE LAS EMPRESAS

EMPRESA

ESE CENTRO DE REHABILITACION INTEGRAL DE BOYACA

SECCION
MES

51-ADMINISTRACION
JUNIO


VIGENCIA


2022


Pág

NIVEL	CONCEPTO	PRESUPUESTO				RECONOCIMIENTO			RECAUDO			INGRESOS POR EJECUTAR	
		INICIAL	MODIFICACIONES	ADICIONES	DEFINITIVO	MES ANTERIOR	DEL MES	TOTAL	MES ANTERIOR	DEL MES	TOTAL	RECONOCIMI	RECAUDO
1	INGRESOS	5.699.507.573.00	0.00	1.721.789.399.00	7.421.296.972.00	8.603.557.856.88	2.809.724.800.98	11.113.282.657.8600	2.600.233.765.17	1.703.138.616.48	4.303.372.381.65	(3.691.985.685.86)	3.117.924.590.35
10	Disponibilidad Inicial	0.00	0.00	8.737.060.00	8.737.060.00	0.00	0.00	0.0000	0.00	0.00	0.00	8.737.060.00	8.737.060.00
1002	Bancos	0.00	0.00	8.737.060.00	8.737.060.00	0.00	0.00	0.0000	0.00	0.00	0.00	8.737.060.00	8.737.060.00
11	INGRESOS CORRIENTES	5.623.773.924.00	0.00	0.00	5.623.773.924.00	6.371.327.806.00	1.090.990.519.00	7.462.318.325.0000	344.668.302.00	307.739.746.79	652.408.048.79	(1.838.544.401.00)	4.971.365.875.21
1102	INGRESOS NO TRIBUTARIOS	5.623.773.924.00	0.00	0.00	5.623.773.924.00	6.371.327.806.00	1.090.990.519.00	7.462.318.325.0000	344.668.302.00	307.739.746.79	652.408.048.79	(1.838.544.401.00)	4.971.365.875.21
110205	VENTA DE BIENES Y SERVICIOS	5.623.773.924.00	0.00	0.00	5.623.773.924.00	6.371.327.806.00	1.090.990.519.00	7.462.318.325.0000	344.668.302.00	307.739.746.79	652.408.048.79	(1.838.544.401.00)	4.971.365.875.21
110205001	VENTA DE ESTABLECIMIENTOS DE MERCADO	5.527.484.329.00	0.00	0.00	5.527.484.329.00	6.371.327.806.00	1.090.990.519.00	7.462.318.325.0000	344.668.302.00	307.739.746.79	652.408.048.79	(1.934.833.996.00)	4.875.076.280.21
11020500109	SERVICIOS PARA LA COMUNIDAD SOCIALES Y PERSONALES	5.527.484.329.00	0.00	0.00	5.527.484.329.00	6.371.327.806.00	1.090.990.519.00	7.462.318.325.0000	344.668.302.00	307.739.746.79	652.408.048.79	(1.934.833.996.00)	4.875.076.280.21
1102050010902	SERVICIOS DE SALUD	5.527.484.329.00	0.00	0.00	5.527.484.329.00	6.371.327.806.00	1.090.984.519.00	7.462.312.325.0000	344.668.302.00	307.733.746.79	652.402.048.79	(1.934.827.996.00)	4.875.082.280.21
110205001090201	REGIMEN SUBSIDIADO	3.539.135.558.00	0.00	0.00	3.539.135.558.00	3.763.573.600.00	551.204.985.00	4.314.778.585.0000	146.490.924.00	66.618.713.00	213.109.637.00	(775.643.027.00)	3.326.025.921.00
11020500109020102	NO CAPITADO	3.539.135.558.00	0.00	0.00	3.539.135.558.00	3.763.573.600.00	551.204.985.00	4.314.778.585.0000	146.490.924.00	66.618.713.00	213.109.637.00	(775.643.027.00)	3.326.025.921.00
110205001090202	REGIMEN CONTRIBUTIVO	1.089.045.427.00	0.00	0.00	1.089.045.427.00	1.523.170.272.00	274.830.484.00	1.798.000.756.0000	105.461.166.00	116.101.195.79	221.562.361.79	(708.955.329.00)	867.483.065.21
11020500109020202	NO CAPITADO	1.089.045.427.00	0.00	0.00	1.089.045.427.00	1.523.170.272.00	274.830.484.00	1.798.000.756.0000	105.461.166.00	116.101.195.79	221.562.361.79	(708.955.329.00)	867.483.065.21
11020500109020207	FUERZAS MILITARES	2.927.740.00	0.00	0.00	2.927.740.00	10.320.291.00	12.706.767.00	23.027.058.0000	0.00	0.00	0.00	(20.099.318.00)	2.927.740.00
11020500109020701	FUERZAS MILITARES VIGENCIA ACTUAL	0.00	0.00	0.00	0.00	10.320.291.00	12.706.767.00	23.027.058.0000	0.00	0.00	0.00	(23.027.058.00)	0.00
110205001090208	POLICIA NACIONAL	98.796.636.00	0.00	0.00	98.796.636.00	32.617.056.00	0.00	32.617.056.0000	0.00	0.00	0.00	66.179.580.00	98.796.636.00
11020500109020801	POLICIA NACIONAL VIGENCIA ACTUAL	0.00	0.00	0.00	0.00	32.617.056.00	0.00	32.617.056.0000	0.00	0.00	0.00	(32.617.056.00)	0.00
110205001090211	POBLACION ESPECIAL	60.574.237.00	0.00	0.00	60.574.237.00	336.286.078.00	91.883.451.00	428.169.529.0000	2.272.124.00	117.630.138.00	119.902.262.00	(367.595.292.00)	(59.328.025.00)
11020500109021101	POBLACION ESPECIAL VIGENCIA ACTUAL	0.00	0.00	0.00	0.00	336.286.078.00	91.883.451.00	428.169.529.0000	2.272.124.00	117.630.138.00	119.902.262.00	(428.169.529.00)	(119.902.262.00)
110205001090213	PARTICULARES	28.208.548.00	0.00	0.00	28.208.548.00	91.574.920.00	7.433.100.00	99.008.020.0000	90.444.088.00	7.383.700.00	97.827.788.00	(70.799.472.00)	(69.619.240.00)
11020500109021301	PARTICULARES VIGENCIA ACTUAL	0.00	0.00	0.00	0.00	91.574.920.00	7.433.100.00	99.008.020.0000	90.444.088.00	7.383.700.00	97.827.788.00	(99.008.020.00)	(97.827.788.00)
110205001090216	FONDO NACIONAL DE SALUD DE LAS PERSONAS PRIVADAS DE LA LIBERTAD	668.367.152.00	0.00	0.00	668.367.152.00	608.088.648.00	152.925.732.00	761.014.380.0000	0.00	0.00	0.00	(92.647.228.00)	668.367.152.00
11020500109021601	FONDO NACIONAL DE SALUD DE LAS PERSONAS PRIVADAS DE LA LIBERTAD VIGENCIA ACTUAL	0.00	0.00	0.00	0.00	608.088.648.00	152.925.732.00	761.014.380.0000	0.00	0.00	0.00	(761.014.380.00)	0.00
110205001090217	MEDICINA PREPAGADA	0.00	0.00	0.00	0.00	5.696.941.00	0.00	5.696.941.0000	0.00	0.00	0.00	(5.696.941.00)	0.00
11020500109021701	MEDICINA PREPAGADA VIGENCIA ACTUAL	0.00	0.00	0.00	0.00	5.696.941.00	0.00	5.696.941.0000	0.00	0.00	0.00	(5.696.941.00)	0.00
110205001090218	OTRAS VENTAS DE SERVICIOS DE SALUD	40.429.031.00	0.00	0.00	40.429.031.00	0.00	0.00	0.0000	0.00	0.00	0.00	40.429.031.00	40.429.031.00
11020500109021801	OTRAS VENTAS DE SALUD VIGENCIA ACTUAL	0.00	0.00	0.00	0.00	0.00	0.00	0.0000	0.00	0.00	0.00	0.00	0.00
110205002	VENTAS INCIDENTALES DE ESTABLECIMIENTOS NO DE MERCADO	96.289.595.00	0.00	0.00	96.289.595.00	0.00	0.00	0.0000	0.00	0.00	0.00	96.289.595.00	96.289.595.00
11020500207	SERVICIOS FINANCIEROS Y SERVICIOS CONEXOS, SERVICIOS INMOBILIARIOS Y SERVICIOS DE LEASING	42.372.242.00	0.00	0.00	42.372.242.00	0.00	0.00	0.0000	0.00	0.00	0.00	42.372.242.00	42.372.242.00
11020500208	SERVICIOS PRESTADOS A LAS EMPRESAS Y SERVICIOS DE PRODUCCIÓN	53.917.353.00	0.00	0.00	53.917.353.00	0.00	0.00	0.0000	0.00	0.00	0.00	53.917.353.00	53.917.353.00

12	RECURSOS DE CAPITAL	75,733,649.00	0.00	1,713,052,339.00	1,788,785,988.00	2,232,230,050.88	1,418,734,281.98	3,650,964,332.8600	2,255,565,463.17	1,395,398,869.69	3,650,964,332.86	(1,862,178,344.86)	(1,862,178,344.86)
1285	RENDIMIENTOS FINANCIEROS	32,880,642.00	0.00	0.00	32,880,642.00	565,296.27	131,533.56	696,829,830.00	641,462.56	55,367.27	696,829.83	32,183,812.17	32,183,812.17
128502	DEPOSITOS	32,880,642.00	0.00	0.00	32,880,642.00	565,296.27	131,533.56	696,829,830.00	641,462.56	55,367.27	696,829.83	32,183,812.17	32,183,812.17
1209	Recuperación de cartera	0.00	0.00	1,713,052,339.00	1,713,052,339.00	2,226,499,437.61	1,417,132,888.42	3,643,632,326.0300	2,248,288,823.61	1,395,343,502.42	3,643,632,326.03	(1,930,579,987.03)	(1,930,579,987.03)
120904	De otras empresas	0.00	0.00	1,713,052,339.00	1,713,052,339.00	2,226,499,437.61	1,417,132,888.42	3,643,632,326.0300	2,248,288,823.61	1,395,343,502.42	3,643,632,326.03	(1,930,579,987.03)	(1,930,579,987.03)
1213	REINTEGROS Y OTROS RECURSOS NO APROPIADOS	42,853,007.00	0.00	0.00	42,853,007.00	5,165,317.00	1,469,860.00	6,635,177.0000	6,635,177.00	0.00	6,635,177.00	36,217,830.00	36,217,830.00
121301	Reintegros	42,853,007.00	0.00	0.00	42,853,007.00	5,165,317.00	1,469,860.00	6,635,177.0000	6,635,177.00	0.00	6,635,177.00	36,217,830.00	36,217,830.00
	TOTAL:	5,699,807,573.00	0.00	1,721,789,399.00	1,821,296,972.00	8,683,557,856.88	2,509,724,800.98	11,113,282,657.86	2,680,233,765.17	1,703,138,616.48	4,303,372,381.65	(8,691,985,685.86)	3,117,924,599.35

PROYECTO

 MARTHA JANEETH DAVIO
 AUXILIAR ADMINISTRATIVA

REVISO Y APROBO

 SUSANA JACINTO PEREZ AGUIRRE
 SUBSECRETARÍA ADMINISTRATIVA Y FINANCIERA


 ZAIRA CRISINA MONTAÑA MARTÍNEZ
 GERENTE